



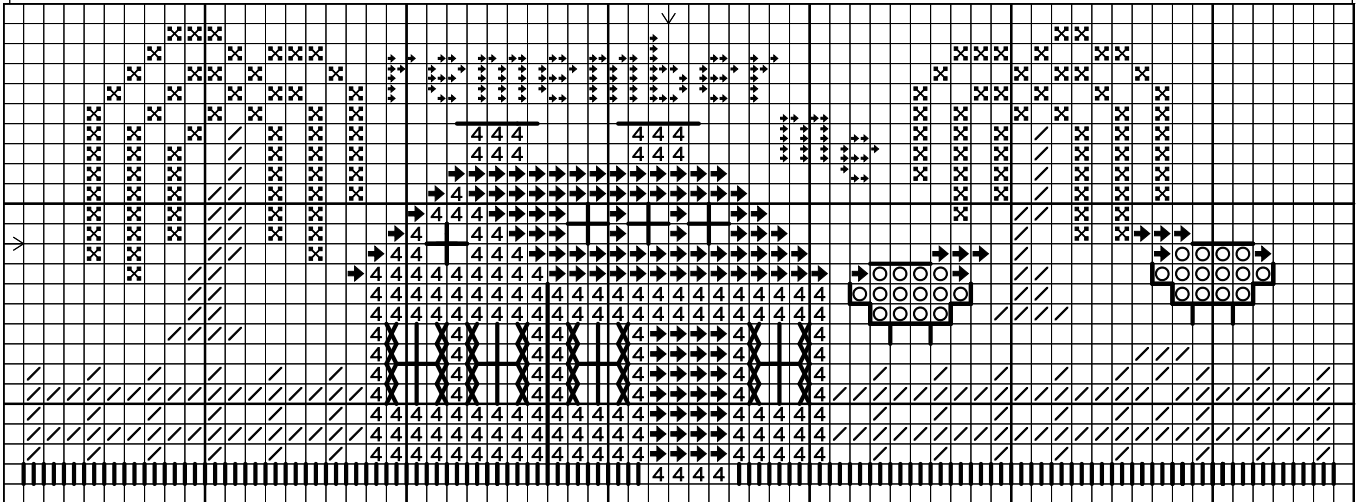
Model Information

Fibers: Overdyed threads from Olde Willow Stitchery
Linen: 32-count sandstone linen from Wichelt Imports, Inc.

Stitch Count: 65 stitches wide by 24 stitches high
Stitched Area Size: 4 inches wide by 1-1/2 inches high

Symbol	Model Floss
/	Allentown Brown
➔	Nine Partners Gray
4	Philadelphia Red

Symbol	Model Floss
○	Quaker Swan
⊗	Weeping Willow



Stitching Directions

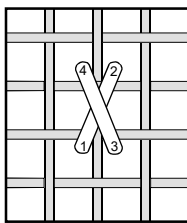
Each square on the main chart represents two linen threads. Unless otherwise specified, stitch this design in cross stitch using two strands of overdyed thread.

House. Backstitch the line on the top of the chimneys and the line separating the front of the house from the side with two strands of Philadelphia Red. Stitch the shutters in vertical-elongated cross stitch using two strands of Nine Partners Gray. The windowpanes are not stitched. Backstitch the window mullions using one strand of Nine Partners Gray.

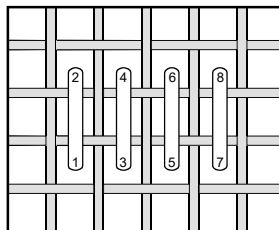
Grass. Satin stitch the grass over two linen threads using one strand of Weeping Willow.

Sheep. Backstitch around the sheep using one strand of Nine Partners Gray. Make the legs with straight stitches using two strands of Nine Partners Gray.

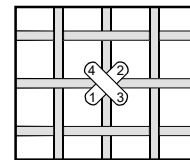
Verse. Cross stitch, over one linen thread, the verse using one strand of Nine Partners Gray.



Vertical-elongated cross stitch



Satin stitch over two linen threads



Cross stitch over one linen thread

Credits.

Fibers: Olde Willow Stitchery; 117 Gene Ct.; Brunswick, GA 31525; phone: 912-262-0531; www.oldewillowstitchery.com
Linen: Wichelt Imports, Inc.; N 162, Hwy. 35; Stoddard, WI 54658

Framing: Primitive Traditions; 286 Oak Lane; Gettysburg, PA 17325; phone: 717-334-7217; email: cathycampbell@superpa.net
Stitch Diagrams: T. L. Chester

*Ask your local needlework shop
about other fine designs from...*

